

## Artwork Specification

### 3 x 2 Straight Pop Up Display Stand

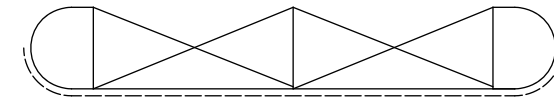
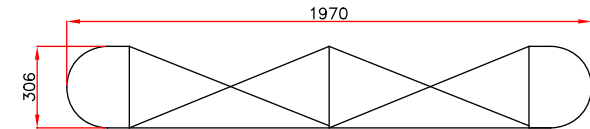
- 1 For optimum results, we require all artwork documents to be submitted in **Vector Format** in a High Quality PDF.
- 2 Please ensure that all **text has been outlined**, any images or placed items are **linked / embedded** within the document and that all **layers have been flattened**.
- 3 No bleed or crop marks.
- 4 Set up your artwork in CMYK at 300dpi
- 5 **CMYK Printing of Solid Black** – To achieve a solid black in your artwork, please create solid black with the following colour reference: 100% C, 100% M, 100% Y, 100% K
- 6 The artwork should be sized at **25%** of the total artwork size and sent as a complete document. We are unable to accept individual panels.
- 7 **3 x 2 Straight Pop Up Stand: 4 panels = 2 x front panels and 2 x 'D' end wraparound panels**

Total Artwork size: 2810mm (W) x 2225mm (H)

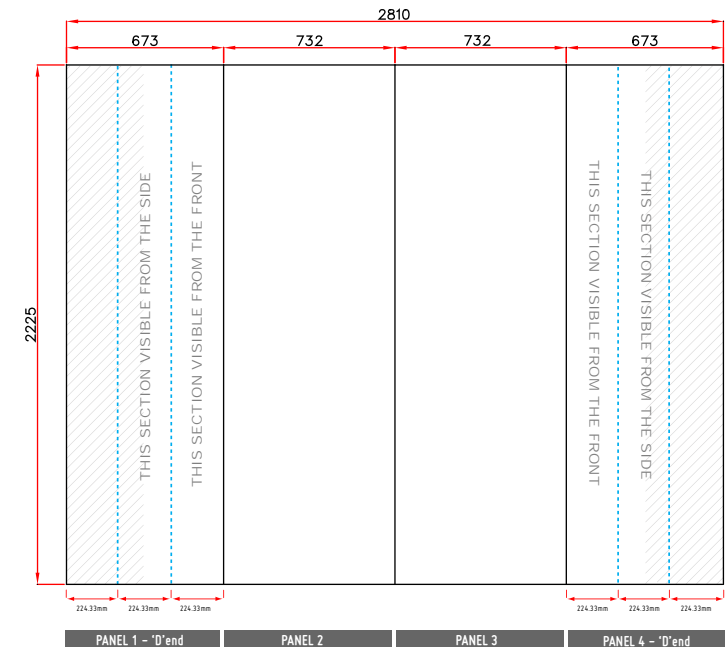
Artwork size 25%: **702.50 mm (W) x 556.25mm (H)**

Front panels = 732mm / **183mm (25%)** | 'D' End panel = 673mm / **168.25mm (25%)**

For text, images or logos on the 'D' end panels, please position items in accordance with the diagram. Place in the front or side section of the 'D' end, avoiding the grey chevron area.



VISIBLE GRAPHICAL AREA



The viewing distance for pop-up displays will be app 3m, but at least 1m


According to the file format, colour anomalies may occur

We print with a tolerance of 0.1 to 0.2% so a difference of 1mm up to 5mm is normal within a height of 230cm

## Sterling Pop up Banner Stand



VISIBLE GRAPHICAL AREA



## Artwork Specification

### Sterling Pop Up Banner Stand – 850mm

- 1 For optimum results, we require all artwork documents to be submitted in **Vector Format** in a High Quality PDF.
- 2 Please ensure that all **text has been outlined**, any images or placed items are **linked / embedded** within the document and that all **layers have been flattened**.
- 3 No bleed or crop marks.
- 4 Set up your artwork in CMYK at 300dpi
- 5 **CMYK Printing of Solid Black** – To achieve a solid black in your artwork, please create solid black with the following colour reference:  
100% C, 100% M, 100% Y, 100% K
- 6 The artwork should be sized at **25%** of the total artwork size and sent as a complete document. We are unable to accept individual panels.
- 7 **Sterling 850mm Pop Up Banner Stand = 1 x front panel**

Total Artwork size: 850mm (W) x 2010mm (H)

Artwork size 25%: 212.5mm (W) x 502.5mm (H)

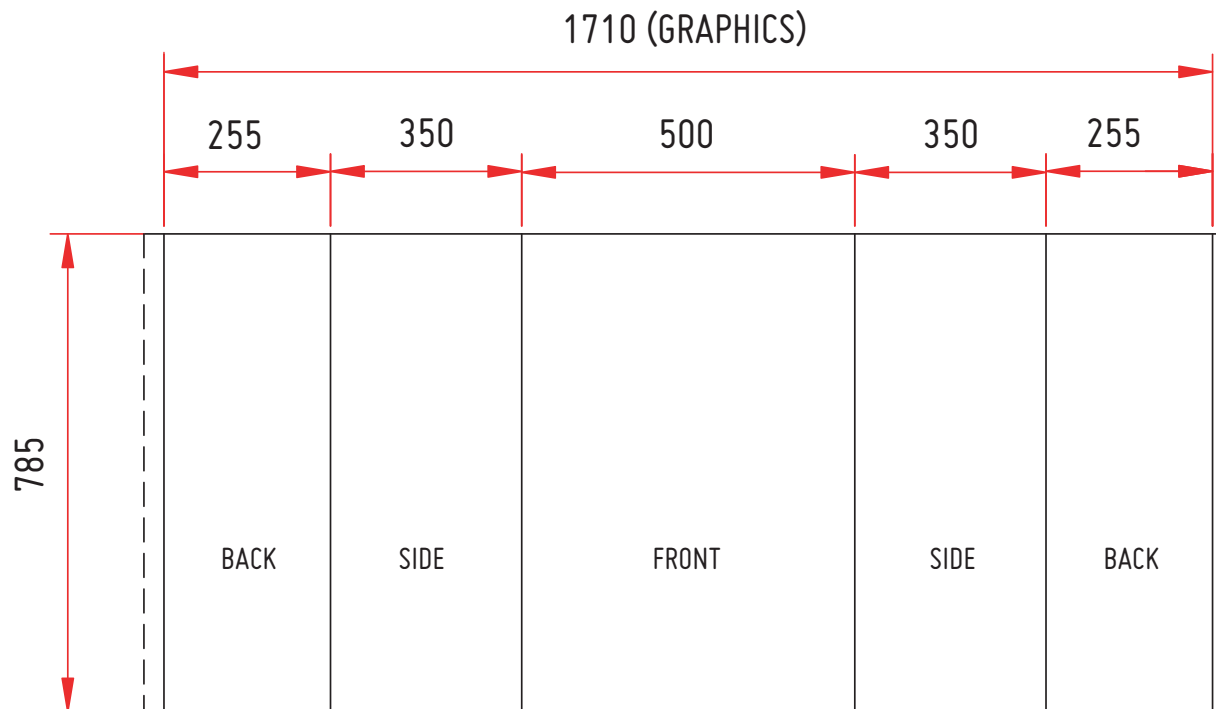
## GRAPHIC WRAP FOR POP-UP CASE

### Artwork Dimensions

The artwork should be sized at **25%** of the total artwork size.

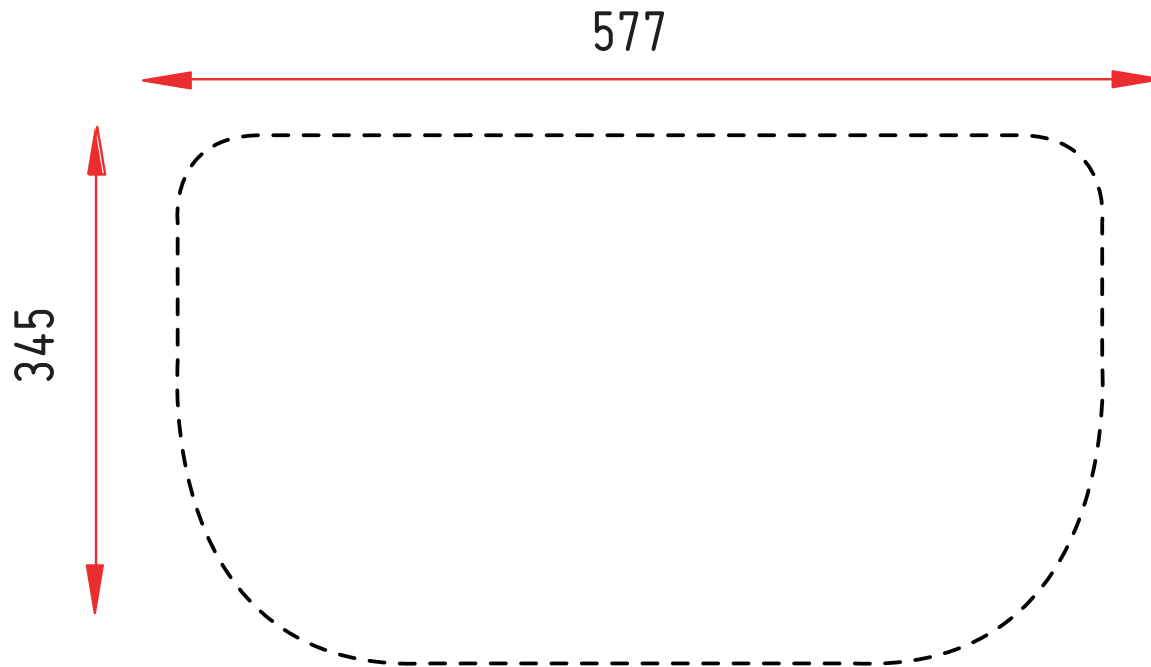
Total artwork size: 1710mm (W) x 785mm (H)

Artwork size 25%: **427.50mm (W) x 196.25mm (H)**



## Acrylic FOR POP-UP CASE

Artwork Dimensions



Total artwork size: **577mm (W) x 345mm (H)**



- 1 For optimum results, we require all artwork documents to be submitted in **Vector Format** in a High Quality PDF.
- 2 Please ensure that all **text has been outlined**, any images or placed items are **linked / embedded** within the document and that all **layers have been flattened**.
- 3 No bleed or crop marks.
- 4 Set up your artwork in CMYK at 300dpi